

ग्रीष्मकालीन अवकाश गृहकार्य 2023.

विषय--हिन्दी

वर्ग -- 2 (द्वितीय)

1. 10 page सुलेख लिखें ।
2. ऊंट चला कविता लिखें और याद करें ।
3. पाठ 1,2 का प्रश्नोत्तर याद करें।
4. ऊंट से ऊंची 4 चीजों के नाम लिखें।
5. ऐसे चार खेलों के नाम लिखें जिसमें गेंद का प्रयोग होता है।
6. ऊंट का चित्र बनाकर उसके शरीर के अंगों के नाम लिखें।
7. शेर के बच्चे और भालू का चित्र बनाएं।
8. आप ठंड से बचने के लिए क्या करते हैं ? कोई 2 उपाय लिखिए ।

KENDRIYA VIDYALAYA AURANGABAD , BIHAR

SUMMER VACATION HOLIDAYS HOMEWORK

CLASS :2 SUBJECT : English SESSION : 2023-24

Subject Teacher : Swati Kumari

1. Parents are requested to buy two magazines (of any publications) and give them to the kids to enjoy and read .
Buy a small English notebook to do holiday homework given here.
2. Make small words from these words-
Elephant, grandmother, playground, musician, adventure
3. Write names of week days and months . Also learn them with spellings.
4. 4. Draw and name the things you see at your school. (blackboard, classrooms,.....)
5. Write the names of all the activities you do at your home.
6. Write the names of all the activities that you do at your school.
7. Write names of 5 small sized animals and 5 big sized animals.
Draw one animal from each category.
8. Write a paragraph on – MY FAMILY. Also paste pictures of your family members . Do this on a chart paper .
9. Parents are requested to buy CURSIVE WRITING PRACTICE BOOK for standard 2nd. Students will practice handwriting on it.

Dear Parents

The most awaited vacation of the year is around the corner. It is a wonderful time to relax, enjoy and spend quality time with our families. At the same time, it is a time to revise the work done in the previous months. Here are some suggestions to make the vacation a memorable one.

- Play with them, tell them stories and talk to them about their problems, aspirations etc.
- Tell them anecdotes and share your experiences about vacations when you were in school and give them a glimpse into your childhood.
- Help them set and achieve goals for self-improvement and motivate them by your own active participation (for example managing anger, meditation , cycling and yoga for fitness)
- Encourage them to read, dance, paint and sing. Motivate them to pursue a hobby.
- The homework assignments and activities are designed to help the students explore their own creativity as they attempt each of the fun-filled subject enrichment activities. Help them to create something truly magical in the process.
- Focus and develop an effective diet routine for your child and always remind him/her to stay hydrated by drinking a lot of water and fluids.
- Talk to your child about the bigger purpose of his/her life and life skills. Cultivate positive perspective towards life. I hope that these suggestions would help to cement the bond between you and the children as well as help us to work as partners in shaping an extraordinary future for our kids.



MANOJ KUMAR_PRT

Long and Round

Circle the objects with blue colour that are round and circle the objects with red colour that are long.



Roll and Slide



Rolling



Sliding

Identify and write each object that can roll or slide. One has been done for you.





Roll





















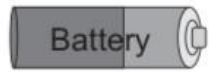


Roll and Slide

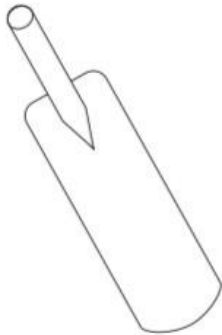
1 Tick (✓) the object which can roll.

☐☐☐

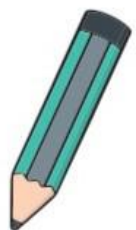
2 Tick (✓) the object which can slide.

☐☐☐




3 Colour object which can roll.



4 Circle the object which can slide.



1 Draw or paste the things in the table given below. One has been done for you.

	Things which roll	Things which slide	Things which both roll and slide
(a)			
(b)	-----	-----	-----
(c)	-----	-----	-----

2 Fill in the blanks :

- (a) A pencil is _____ and its bottom is _____. (long/round)
- (b) Long objects have _____ and can _____. (edges/slide)
- (c) A bat is _____ and a ball is _____. (round/long)
- (d) An icecream cone has one _____ and has _____ bottom surface. (corner/flat)
- (e) Round objects have no _____ and can _____. (roll/corners)
- (f) A book can _____ and an egg can _____. (slide/roll)
- (g) An apple can _____ and a chocolate can _____. (slide/roll)
- (h) We can _____ down a slope and _____ on a pole. (slide/roll)
- (i) A candle is a _____ and a chalkbox is _____. (cube/cylinder)
- (j) A soda cane is _____ and a dice is _____. (cylinder/cube)


Match the following objects with their shapes. One has been done for you.

Column I

(a)



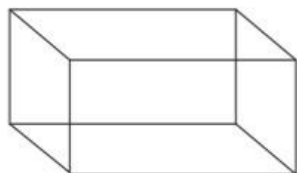
(b)



(c)



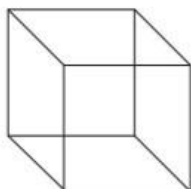
(d)



(e)



(f)

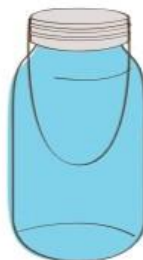


Column II

(1)



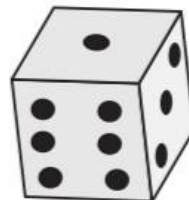
(2)



(3)



(4)



(5)

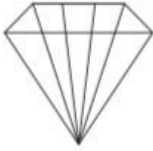


(6)




1 Tick (✓) the object which have two or more flat surfaces.

(a)

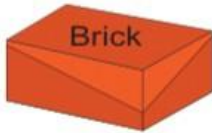
☐☐☐

(b)


☐☐☐

2 Tick (✓) the object which can be used to form a tower by putting same object over one another.

(a)

☐☐☐

(b)

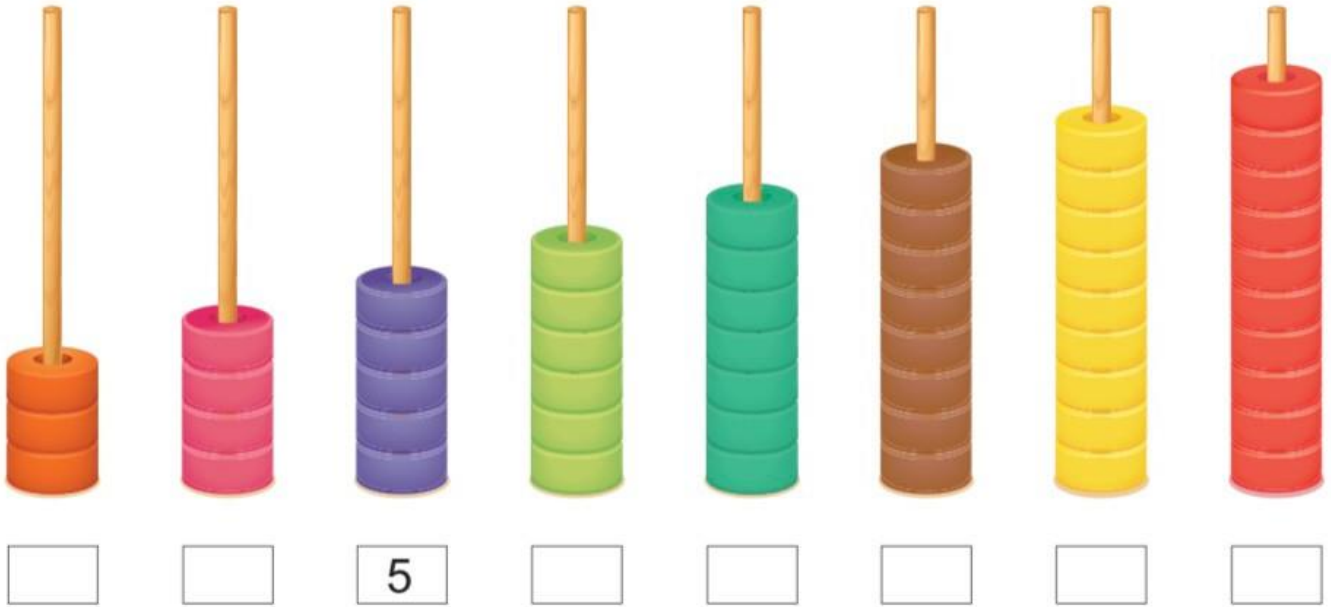
☐☐☐

(c)

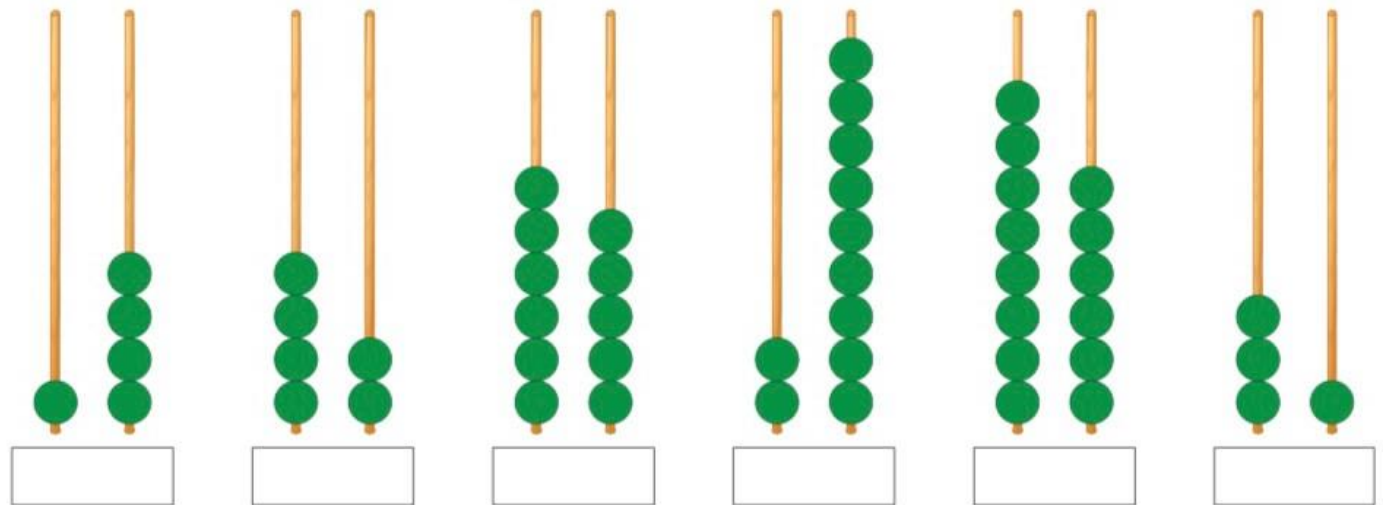
☐☐☐

Count and Write

1 Count the number of rings in the stick below and write the number.



2 Count the beads on the abacus below and write the numbers.


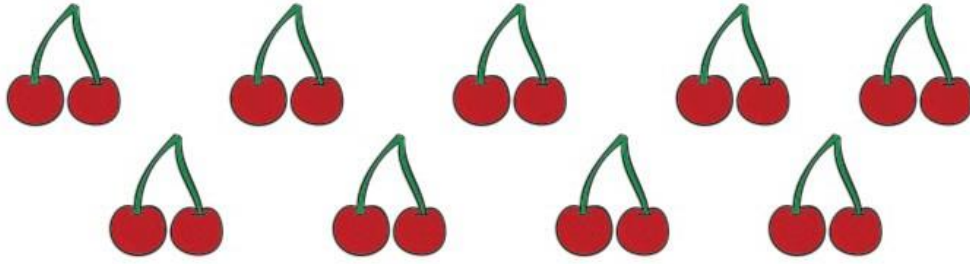


3 Count the beads below and write the numbers.





1 Count and write the number in the given box.


(a)



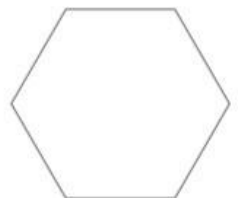
(b)



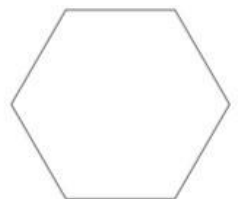
(c)




(d)



(e)



1 Without actual counting, find the total number of objects. One has been done for you.




(i) Number of mangoes in each group = 9

(ii) Total number of mangoes = $9 \times 3 = 27$



(i) Number of toffees in each group = _____

(ii) Total number of toffees = _____



(i) Number of stars in each group = _____

(ii) Total number of stars = _____



(i) Number of spoons in each group = _____

(ii) Total number of spoons = _____



(i) Number of crayons in each group = _____

(ii) Total number of crayons = _____

1 Guess and tick (✓) the correct answer.

(a) Number of balls in the jar.

(i) More than 30

(ii) Less than 30



(b) Number of basket in ferri wheel.

(i) More than 20


(ii) Less than 20



(c) Number of grapes in the bunch.

(i) More than 10

(ii) Less than 10



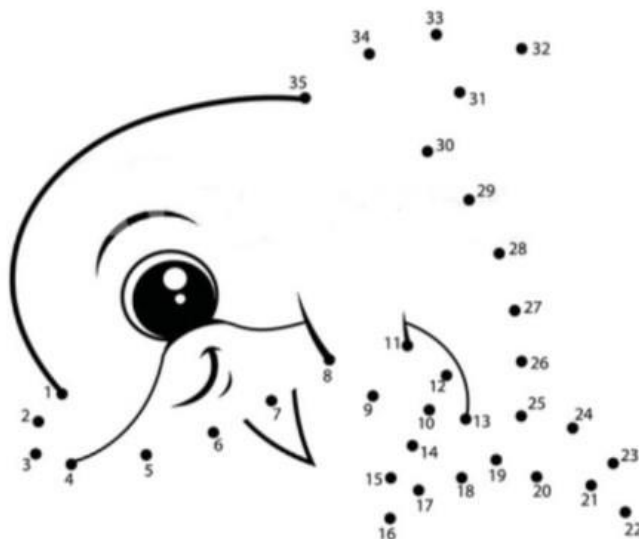
(d) Number of balloons with the boy.

(i) More than 50

(ii) Less than 50




2 Join the dots from 1 to 35 and find the hidden fish.




1 Rena marked numbers on different fruits she had. But the numbers on some fruits disappeared. Write the correct number on each fruit.

(a)



(b)




(c)




2 Fill in the missing numbers.

(a)



(b)



1 Write the numbers in their short form. One has been done for you.

- (a) 2 tens 8 ones =
- (b) 5 tens 4 ones =
- (c) 9 tens 3 ones =
- (d) 7 tens 1 ones =
- (e) 3 tens 8 ones =
- (f) 5 tens =
- (g) 4 tens 6 ones =

2 Expand the numbers. One has been done for you.

- (a) 42 = + 2
- (b) 15 =
- (c) 64 =
- (d) 26 =
- (e) 98 =
- (f) 81 =
- (g) 53 =

3 Form the smallest and greatest two digit numbers without repeating the digits. One has been done for you.

Digits			Smallest	Greatest
(a)	1, 2	⇒	12	21
(b)	3, 5	⇒
(c)	4, 7	⇒
(d)	9, 6	⇒
(e)	7, 8	⇒
(f)	5, 4	⇒
(g)	2, 9	⇒
(h)	8, 1	⇒

1 Write the numbers in words.

(a) 5

(c) 16

(e) 34

(g) 47

(i) 91

(b) 24

(d) 57

(f) 10

(h) 99

(j) 61

2 Write the number for each word.

(a) Nine

(c) Fifty

(e) Seventy two

(g) Eighty seven

(i) Eighteen

(b) Fourteen

(d) Ninety two

(f) Fifty one

(h) Ten

(j) Sixty six

3 Write the number that comes before, between and after each number.

Before
....., 4, 5
....., 13, 14
....., 47, 48
....., 61, 62

Between
7,, 9
16,, 18
5,, 7
42,, 44

After
19, 20
31, 32
8, 9
15, 16

4 Compare the number and put $>$, $<$ or $=$ sign. One has been done for you.

(a) 44 42

(c) 10 10

(e) 65 72

(g) 89 95

(b) 21 25

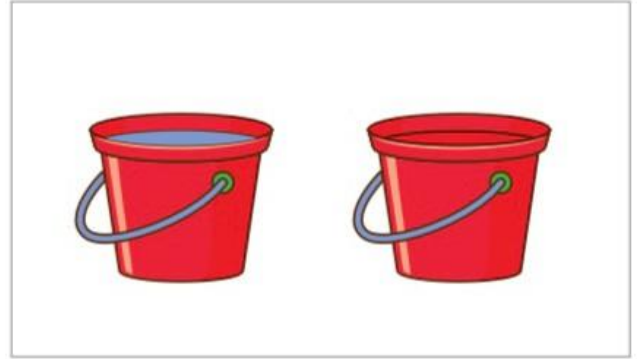
(d) 58 48

(f) 9 15

(h) 53 63

Heavier or Lighter

1 Circle the lighter object. One has been done for you.



2 Circle the heavier object. One has been done for you.



Look at the pictures given below and fill in the blanks accordingly.

1



Raju is than Reena.
(heavier/lighter)

2



Jug is than Pot.
(heavier/lighter)

3



Wood trunks is than
Drum.
(heavier/lighter)

4




Watermelon is than
pineapple.
(heavier/lighter)

5



Tyre is than Tube.
(heavier/lighter)

6



Buffalo and cow have
weight.
(equal/unequal)

1 Fill in the blanks :

- (a) A pencil is than a notebook. (lighter/heavier)
- (b) A table is than a eraser. (heavier/lighter)
- (c) A is heavier than a dog. (cow/rat)
- (d) A duster is than a chalk stick. (lighter/heavier)
- (e) A is lighter than a watermelon. (lemon/coconut)
- (f) A school bag is than a water bottle. (lighter/heavier)
- (g) A lion is than a elephant. (heavier/lighter)
- (h) A is heavier than a spoon. (jug/bucket)
- (i) A button is than a wheel. (heavier/lighter)
- (j) A stone is than a feather. (lighter/heavier)
- (k) A pillow is than a balloon. (lighter/heavier)
- (l) An/a is heavier than a grape. (apple/lichi)
- (m) A football is than a balloon. (lighter/heavier)
- (n) A shirt is than a shoes. (lighter/heavier)

2 Write the names of four things that are :

Lighter than a notebook

Heavier than a notebook

- | | |
|-----------|-----------|
| (a) | (a) |
| (b) | (b) |
| (c) | (c) |
| (d) | (d) |


3 Write the names of four vegetables/fruits that are :

Heavier than a tomato

Lighter than a watermelon

- | | |
|-----------|-----------|
| (a) | (a) |
| (b) | (b) |
| (c) | (c) |
| (d) | (d) |


1 Arrange the objects from the lightest to the heaviest.



A brick




An orange



A elephant



A spoon



A whale



A feather

.....

.....

3 Draw and colour a pair of objects in which one is heavier and other is lighter.

A large, empty rectangular box with a red border, intended for a drawing activity.

1 Match the following with the things they can carry.

(a)



(1)



(b)



(2)



(c)



(3)




(d)



(4)



(e)



(5)



KENDRIYA VIDYALAYA AURANGABAD BIHAR

SUMMER VACATION HOLIDAYS HOMEWORK

CLASS : II SUBJECT : EVS SESSION : 2023-24

Subject teacher : Manish Kumar

Note : Do all the work on A4 sheet only

1. Write your address :
Name of father :
Street/Mohalla :
Mobile no. :
2. Write the name of books and their teachers.
3. Write and draw the five internal and five external body parts name and picture.
4. Write one work of these
Brain :
Lungs :
Heart :
Stomach :
Skeleton :
5. Draw or paste five sense organs and it one work.
6. Draw a picture for these activities
Far-near, shape-size :
Loud and soft voices :
Good and bad smell :
Sweet, salty, sour, bitter:
Hard, rough, hot, cold :
7. Make a list of body parts which are in pairs(two).
8. Paste a body part picture and indicate its name.

• **Stay safe and stay healthy**

.....**Manish Kumar**

-----K.V.AURANGABAD.-----

- SUMMER VACATION HOMEWORK 2023

Subject-Music

Teacher- Mrs. Kumari Vandana

---Class 2 ---

01. Write and remember school prayer in Hindi and Sanskrit. Sing with proper Rhythm and pronunciation.
02. Write and remember community song in ODIYA LANGUAGE and MALYALAM LANGUAGE with the help of your school diary(page no.16,25).
03. Write and remember National Anthem and National song with the help of your school Diary(page no.20,22).

----- PROJECT WORK---

01. Draw National flag and National symbol.
02. Write about National anthem with lyrics and writer .
03. Dance collage- You can paste pictures of different forms of dance with their names.
04. Musical instruments chart-- Draw and craft 15 musical instrument . You can use any waste material things that available in your home.

NOTES-RIYAJ, PRACTICE IS VERY IMPORTANT THING IN MUSIC.RIYAJ INDICATES A DISCIPLINED APPROCH FOR MUSICAL PRACTICE.THIS INCLUDES A COMBINATION OF SWAR AND SARGAM(MELODIC PATTERN),SO DEAR CHILDREN DO PRACTICE OF SARGAM AND MADE YOUR HOLIDAY MUSICAL WITH LOTS OF HAPPINESS AND CREATIVITY.

THANK YOU